

THE PERFORMERS

The companies that appear on this year's Fast Growth 50 list haven't just posted impressive revenue growth this year. They've been posting sustained growth since 2009 – which is no easy feat. Over the last three years, these companies have grown their revenues by an average annualized rate of 131 per cent, their assets by 188 per cent and their employee count by 78 per cent. Here we present the companies that bring those already impressive averages up.

REVENUE

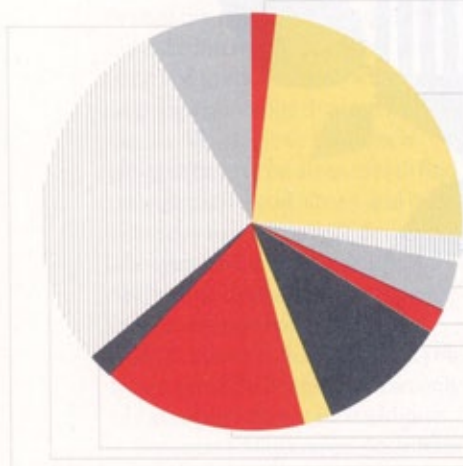
Most Recent Year Growth

120%
AVERAGE
YEAR-OVER-YEAR
REVENUE GROWTH

| RANK | COMPANY | REVENUE | PERCENTAGE INCREASE |
|------|---|-------------|---------------------|
| 1 | TUSCANY INTERNATIONAL DRILLING, Calgary | 187,940,000 | 829% |
| 2 | SMOKE NV, Edmonton | 6,047,437 | 432% |
| 3 | WESTERN ENERGY SERVICES, Calgary | 262,519,000 | 369% |
| 4 | METALCARE GROUP, Fort McMurray | 16,048,632 | 361% |
| 5 | STRATEGIC OIL & GAS, Calgary | 23,900,000 | 292% |
| 6 | BECK GOLD & DIAMOND BROKERS, Edmonton | 1,877,976 | 240% |
| 7 | CAN TELEMATICS, Calgary | 2,300,000 | 229% |
| 8 | PINNACLE WEALTH BROKERS, Calgary | 4,387,427 | 225% |
| 9 | MOBILE DATA TECHNOLOGIES, Acheson | 5,018,879 | 218% |
| 10 | DRILFORMANCE, Leduc | 18,871,239 | 200% |

THREE-YEAR ANNUALIZED GROWTH

| RANK | COMPANY | REVENUE | PERCENTAGE INCREASE |
|------|---|-------------|---------------------|
| 1 | WESTERN ENERGY SERVICES, Calgary | 262,519,000 | 717% |
| 2 | TUSCANY INTERNATIONAL DRILLING, Calgary | 187,940,000 | 694% |
| 3 | DRILFORMANCE, Leduc | 18,871,239 | 657% |
| 4 | BUSINESS INSTINCTS GROUP, Calgary | 2,178,550 | 398% |
| 5 | MOBILE DATA TECHNOLOGIES, Acheson | 5,018,879 | 302% |
| 6 | FOURQUEST ENERGY, Edmonton | 32,894,447 | 224% |
| 7 | CAN TELEMATICS, Calgary | 2,300,000 | 216% |
| 8 | STRATEGIC OIL & GAS, Calgary | 23,900,000 | 192% |
| 9 | BECK GOLD & DIAMOND BROKERS, Edmonton | 1,877,976 | 188% |
| 10 | FAMOSO, Edmonton | 23,158,941 | 172% |



FG50 BY INDUSTRY

- 1 AGRIBUSINESS
- 12 BUSINESS SERVICES (INSURANCE, MEDIA, CONSULTING, RECRUITMENT)
- 1 COMMUNICATIONS
- 2 CONSTRUCTION
- 1 FINANCIAL SERVICES
- 5 HIGH-TECH
- 1 HOSPITALITY & ENTERTAINMENT
- 8 MANUFACTURING & DISTRIBUTION
- 1 PROFESSIONAL SERVICES (ENGINEERING, ARCHITECTURE, LAW, ACCOUNTING)
- 14 RESOURCE INDUSTRIES (OIL & GAS)
- 4 WHOLESALE & RETAIL TRADE

NEWROCK DEVELOPMENTS

202,101%

Medicine Hat's NewRock Developments, a two-year-old company, posted an astounding 202,101% year-over-year revenue growth, mainly because the company's revenues grew from \$0 to \$10,000 between 2009 and 2010. When they have three years' worth of financial statements they will appear among the performers.

Go online for additional charts and stats on Alberta's fastest growing companies. For additional information visit, albertaventure.com/2013-50performers

\$10,000,000 Bankers Petroleum
LARGEST RESEARCH & DEVELOPMENT BUDGET

8 Cervus Equipment
NUMBER OF COMPENSATION PROGRAMS

\$841,000,000 Trinidad Drilling
MOST TOTAL EQUITY

THE FAST GROWTH 50

| RANK 2012 | COMPANY | SENIOR EXECUTIVE | FOUNDED | INDUSTRY | STOCK TICKER (IF PUBLIC) |
|-----------|---|------------------|---------|--|--------------------------|
| 26 | STRATEGIC OIL & GAS, Calgary | GURPREET SAWHNEY | 2005 | Resource Industries (Oil & Gas) | SOG |
| 27 | ESSENTIAL ENERGY SERVICES, Calgary | GARNET AMUNDSON | 1999 | Resource Industries (Oil & Gas) | ESN |
| 28 | PINNACLE WEALTH BROKERS, Calgary | RICK UNRAU | 2010 | Financial Services | |
| 29 | MCCOY, Edmonton | JIM RAKIEVICH | 1996 | Resource Industries (Oil & Gas) | MCB |
| 30 | NEWRICK DEVELOPMENTS, Medicine Hat | CAM ENS | 2010 | Construction | |
| 31 | FAMOSO, Edmonton | JUSTIN LUSSIER | 2007 | Hospitality & Entertainment | |
| 32 | HC PIPER MANUFACTURING, Calgary | CHARLES DEAN | 2006 | Manufacturing & Distribution | |
| 33 | DANATEC EDUCATIONAL SERVICES, Calgary | ALINA MARTIN | 1985 | Business Services (Insurance, Media, Consulting, Recruitment) | |
| 34 | PANDELL, Calgary | GREG CHUDIAK | 1987 | High-tech | |
| 35 | BECK GOLD & DIAMOND BROKERS, Edmonton | CLINTON BECK | 1990 | Wholesale & Retail Trade | |
| 36 | ICI ARTIFICIAL LIFT, Lloydminster | NICHOLAS DONOHOE | 2002 | Manufacturing & Distribution | |
| 37 | DECO WINDSHIELD REPAIR, Calgary | MATTHEW HORNE | 2006 | Wholesale & Retail Trade | |
| 38 | HARCOURT RECRUITING SPECIALISTS, Edmonton | RICK HARCOURT | 1976 | Business Services (Insurance, Media, Consulting, Recruitment) | |
| 39 | YARDSTICK TECHNOLOGIES, Edmonton | KELLY WOODWORTH | 2007 | Business Services (Insurance, Media, Consulting, Recruitment) | |
| 40 | COMPLYWORKS, Calgary | CAL FAIRBANKS | 2004 | High-tech | |
| 41 | BRI-CHEM, Edmonton | DON CARON | 1985 | Wholesale & Retail Trade | BRY |
| 42 | HYDUKE ENERGY SERVICES, Nisku | GORDON MCCORMACK | 1996 | Resource Industries (Oil & Gas) | HYD |
| 43 | CERVUS EQUIPMENT, Calgary | GRAHAM DRAKE | 2003 | Agri-business | CVL |
| 44 | TANTUS SOLUTIONS GROUP, Edmonton | JEFF YOUNG | 2001 | Business Services (Insurance, Media, Consulting, Recruitment) | |
| 45 | GLOBAL SPA COMPONENTS, Edmonton | JAMES KEIRSTEAD | 2009 | Manufacturing & Distribution | |
| 46 | PANFLEX LTD, Calgary | SON NGUYEN | 2009 | Manufacturing & Distribution | |
| 47 | FREE ADVERTISING, Edmonton | CHRIS BOLIVAR | 2001 | Business Services (Insurance, Media, Consulting, Recruitment) | |
| 48 | NORTHTRIDGE ENERGY DEVELOPMENT GROUP, Calgary | JON OULLETTE | 2005 | Professional Services (Engineering, Architecture, Law, Accounting) | |
| 49 | BLACKTOP PAVING, Edmonton | SEAN DAVEY | 2007 | Construction | |
| 50 | TRINIDAD DRILLING, Calgary | LYLE WHITMARSH | 1996 | Resource Industries (Oil & Gas) | TDG |



HC Piper Manufacturing

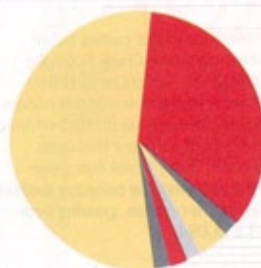
#32 ON THE FAST GROWTH 50

MOST RECENT YEAR'S REVENUE
\$31,762,418

107 EMPLOYEES

HC Piper Manufacturing specializes in the creation of vapour recovery units, which collect the deadly (or occasionally just unpleasant) fumes created by storage tanks in the oil and gas sector. However, the manufacturer deals with more than just pipes. It has a full engineering and design division that does everything from piping to mechanical and structural engineering. And thanks to the booming oil and gas sector, HC Piper has done well. **Between 2010 and 2011, its revenue grew from \$8,536,115 to \$38,606,025.**

FG50 BY CITY



- 26 CALGARY
- 17 EDMONTON
- 1 FORT McMURRAY
- 1 LEDUC
- 1 LETHBRIDGE
- 1 LLOYDMINSTER
- 1 MEDICINE HAT
- 1 NISKU
- 1 STRATHMORE

| GROSS REVENUE | | | 3-YEAR ANNUALIZED % INCREASE | | | MOST RECENT YEAR % INCREASE | | | EMPLOYEES | ASSETS THIS YEAR (\$) |
|---------------|-------------|------------------|------------------------------|--------|---------|-----------------------------|--------|---------|-----------|-----------------------|
| Year 3 | Year 2 | Most Recent Year | Employees | Assets | Revenue | Employees | Assets | Revenue | | |
| 2,800,000 | 6,100,000 | 23,900,000 | 87% | 10% | 192% | 110% | 32% | 292% | 21 | 117,700,000 |
| 111,700,000 | 166,600,000 | 317,200,000 | 39% | 58% | 69% | 54% | 143% | 90% | 1176 | 421,600,000 |
| - | 1,348,413 | 4,387,427 | 412% | 500% | - | 139% | 653% | 225% | 105 | 3,066,288 |
| 81,771,000 | 100,768,000 | 153,797,000 | 8% | 19% | 37% | -18% | 27% | 53% | 466 | 109,523,000 |
| - | 10,477 | 21,184,599 | - | - | - | 15% | 194% | 202101% | 30 | 18,810,776 |
| 3,137,999 | 12,110,107 | 23,156,941 | 74% | 81% | 172% | 153% | 160% | 91% | 621 | 11,034,473 |
| 8,536,115 | 38,606,025 | 31,762,418 | 51% | 103% | 93% | 39% | 58% | -18% | 107 | 21,328,431 |
| 3,253,419 | 3,833,079 | 4,867,527 | 10% | 55% | 22% | 20% | 54% | 27% | 12 | 3,509,512 |
| 7,143,632 | 7,356,323 | 8,623,587 | 11% | -7% | 10% | 18% | 24% | 17% | 53 | 2,817,204 |
| 225,985 | 552,284 | 1,877,976 | 29% | 37% | 188% | 67% | 109% | 240% | 5 | 46,199 |
| 6,943,026 | 13,580,042 | 19,170,763 | 10% | 41% | 66% | 20% | 36% | 41% | 24 | 11,000,510 |
| 1,525,638 | 2,291,471 | 4,184,771 | 61% | 162% | 66% | 67% | 382% | 83% | 155 | 1,095,717 |
| 936,905 | 914,470 | 1,571,929 | 18% | 41% | 30% | 40% | 126% | 72% | 14 | 346,476 |
| 2,222,382 | 3,639,086 | 5,345,950 | 67% | 91% | 55% | 65% | 60% | 47% | 28 | 1,201,668 |
| 3,281,046 | 3,755,730 | 4,823,665 | 29% | 52% | 21% | 21% | 15% | 28% | 40 | 107,594 |
| 96,479,615 | 152,495,386 | 185,723,319 | 55% | 13% | 39% | 41% | 27% | 22% | 142 | 125,670,344 |
| 39,727,948 | 65,970,110 | 84,516,874 | 33% | 20% | 46% | 14% | 25% | 28% | 365 | 55,528,814 |
| 377,475,000 | 469,131,000 | 559,598,000 | 11% | 12% | 22% | 4% | 8% | 19% | 678 | 281,455,000 |
| 3,940,000 | 6,420,000 | 8,350,000 | 23% | 54% | 46% | 33% | 86% | 30% | 32 | 2,600,000 |
| 640,826 | 1,179,944 | 2,813,051 | - | 138% | 110% | 900% | 38% | 138% | 30 | 958,276 |
| - | 2,235,109 | 5,342,105 | 145% | 168% | - | 50% | -24% | 139% | 18 | 15,800 |
| 1,371,457 | 2,172,126 | 3,877,298 | 10% | 50% | 68% | 13% | -10% | 79% | 18 | 1,356,080 |
| 4,384,142 | 6,234,059 | 10,462,151 | 29% | 62% | 54% | -26% | 59% | 68% | 67 | 3,768,685 |
| 4,230,000 | 5,150,000 | 8,450,000 | 11% | 42% | 41% | 8% | 72% | 64% | 42 | 4,850,876 |
| 594,598,000 | 669,715,000 | 797,285,000 | 18% | 0% | 16% | 4% | 5% | 19% | 3172 | 1,608,126,000 |

Danatec Educational Services

#33 ON THE FAST GROWTH 50

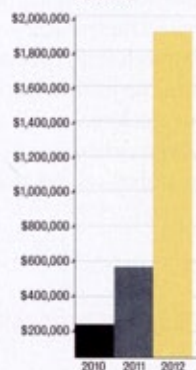
MOST RECENT YEAR'S REVENUE
\$4,867,527

12
EMPLOYEES

Keeping workers safe is a priority for businesses operating in the oil and gas, mining and construction industries. Danatec Educational Services is there to help, producing a wide array of training materials on safety. The publishing company covers everything from dangerous goods placards to DanatecTV, a series of training videos that are available for mobile devices. **Between 2011 and 2012, its revenue grew from \$3,833,079 to \$4,867,527.**

27%
REVENUE INCREASE

REVENUE GROWTH



Beck Gold & Diamond Brokers

#35 ON THE FAST GROWTH 50

MOST RECENT YEAR'S REVENUE
\$1,877,976

5
EMPLOYEES

This company has little in common with those late-night infomercials imploring you to send in your old jewellery for quick cash. While Beck Gold & Diamond Brokers does buy and sell gold and precious stones, it does things differently, offering upfront quotes and even hosting at-home parties. If its revenues are any indication, the company has made itself quite popular. **Between 2011 and 2012, Beck Gold more than tripled its revenue, from \$552,284 to \$1,877,976, growth that's especially impressive when you consider it only has five full-time employees.**

240%
REVENUE INCREASE